

ROCK READY INDEX

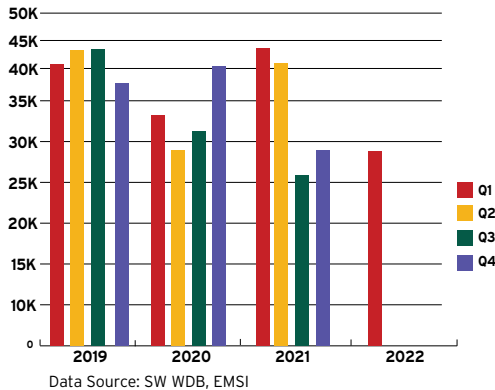


ECONOMIC DEVELOPMENT DASHBOARD REPORT FOR ROCK COUNTY, WISCONSIN

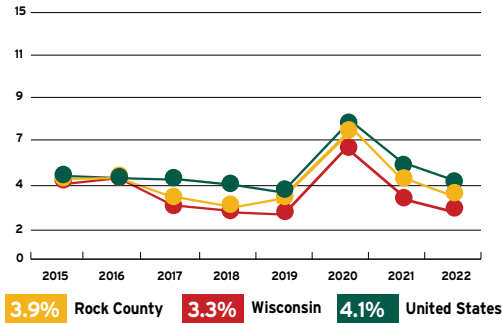
Q1 2022

Workforce

Job Posting Activities



Annual Unemployment


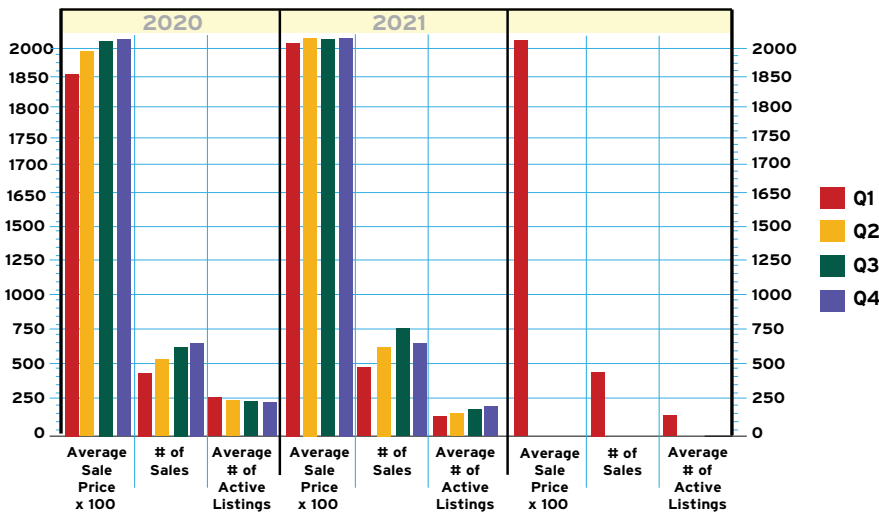


**Rates Move
Toward Pre-
Pandemic
Levels**

Selective Job Seekers Challenge the Status Quo

Real Estate


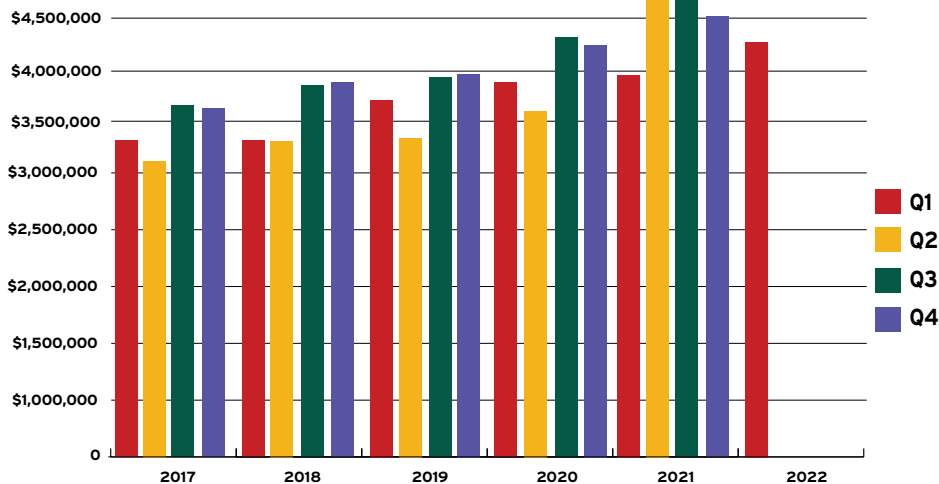
Residential Market Activity



**Pricing
Sets Q1
Record**

Sales Activity

Rock County Sales & Use Tax Collections

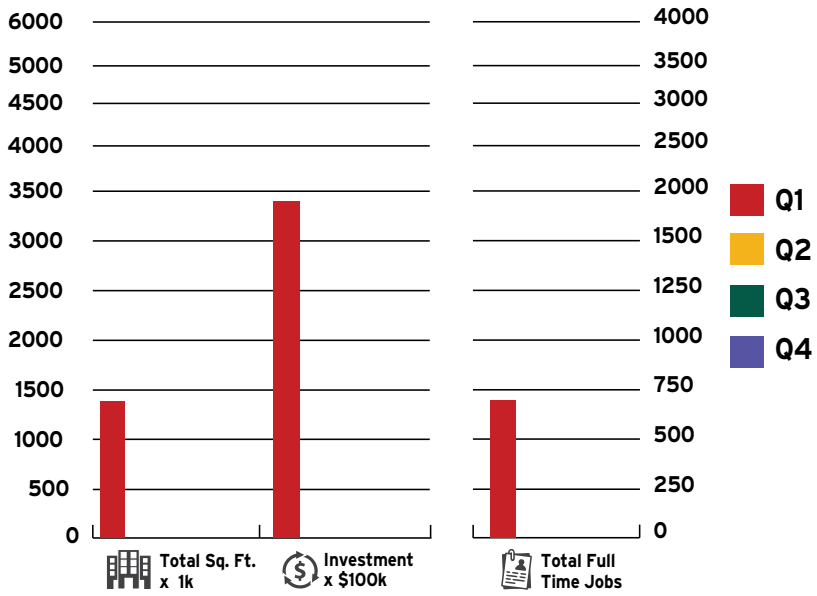


**A New Q1
Milestone**

This information was collected from primary and secondary data sources deemed reliable. Please note that this information is subject to change without notice.

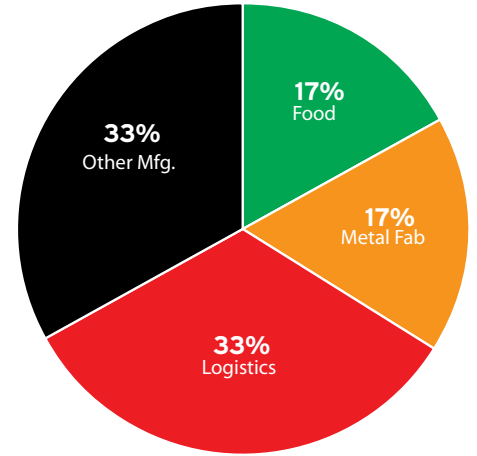
Economic Development Pipeline

Real Estate, Investment & Employment Impacts



Source: RCDA ED Project Tracker, which provides an aggregate snapshot of the industrial/warehousing and select commercial development opportunities expressing an interest in SC WI, the Janesville-Beloit MSA and/or the Stateline area.

Industry Sectors



Tempered Activity Levels Reflect National & Global Conditions

Project Profile

Fore No More



PARK PLACE INVESTMENTS

The City of Milton unanimously approved an annexation request from Park Place Investments, LLC to transform a former Scottish-Links style, 9-hole golf course into a residential development. Located

at the intersection of STH 26 and East Bowers Lake Road, this 49-acre parcel will become the future site of up to 96 new homes - including the possibility of a limited number of condo-style

duplexes, too. This development is expected to move forward summer / fall 2022.

