

ROCK READY INDEX

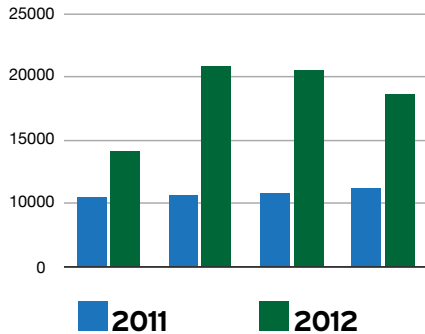


ECONOMIC DEVELOPMENT DASHBOARD REPORT FOR ROCK COUNTY, WISCONSIN

Q4 2012

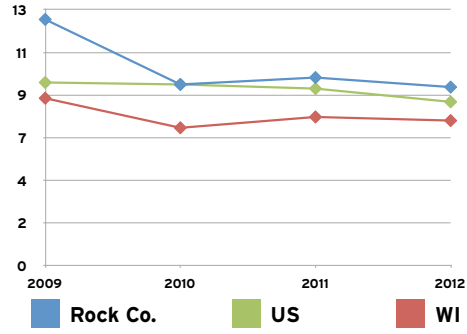
Workforce

Job Posting Activities




Data Source: SW WDB, WANTED Analytics

Annual Unemployment



Data Source: Wisconsin Department of Workforce Development

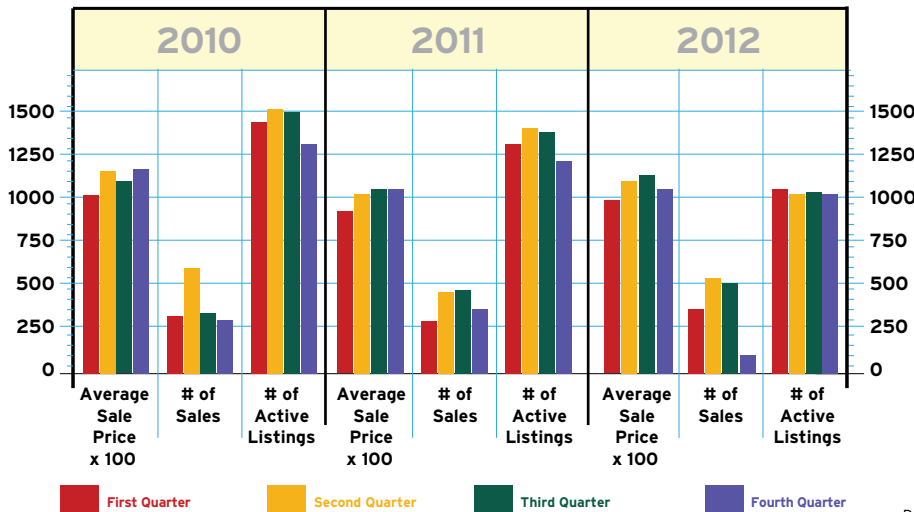


3.9%
since 2009


In 2012, over 17% of the Regional Postings represented Transportation & Material Moving and Production Occupations.

Real Estate

Residential Market Activity



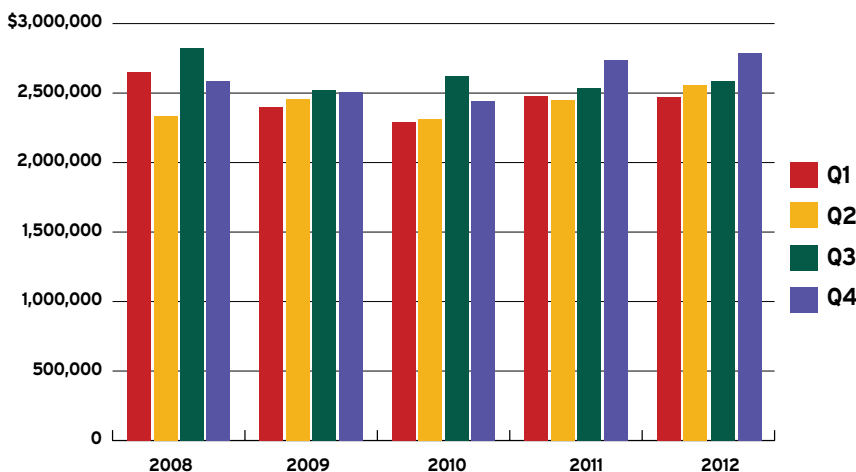
Data Source: South Central Wisconsin MLS Corporation



Transaction Volume and Price Points are moving Upward

Sales Activity

Rock County Sales & Use Tax Collections



Data Source: Wisconsin Department of Revenue

YR 2012 totals were \$10.3 Million, nearly matching the highest collection year since this optional tax was adopted.

This information was collected from primary and secondary data sources deemed reliable. Please note that this information is subject to change without notice.

Electric Meter & kWh Data

1st Quarter 2012



2nd Quarter 2012



3rd Quarter 2012



4th Quarter 2012

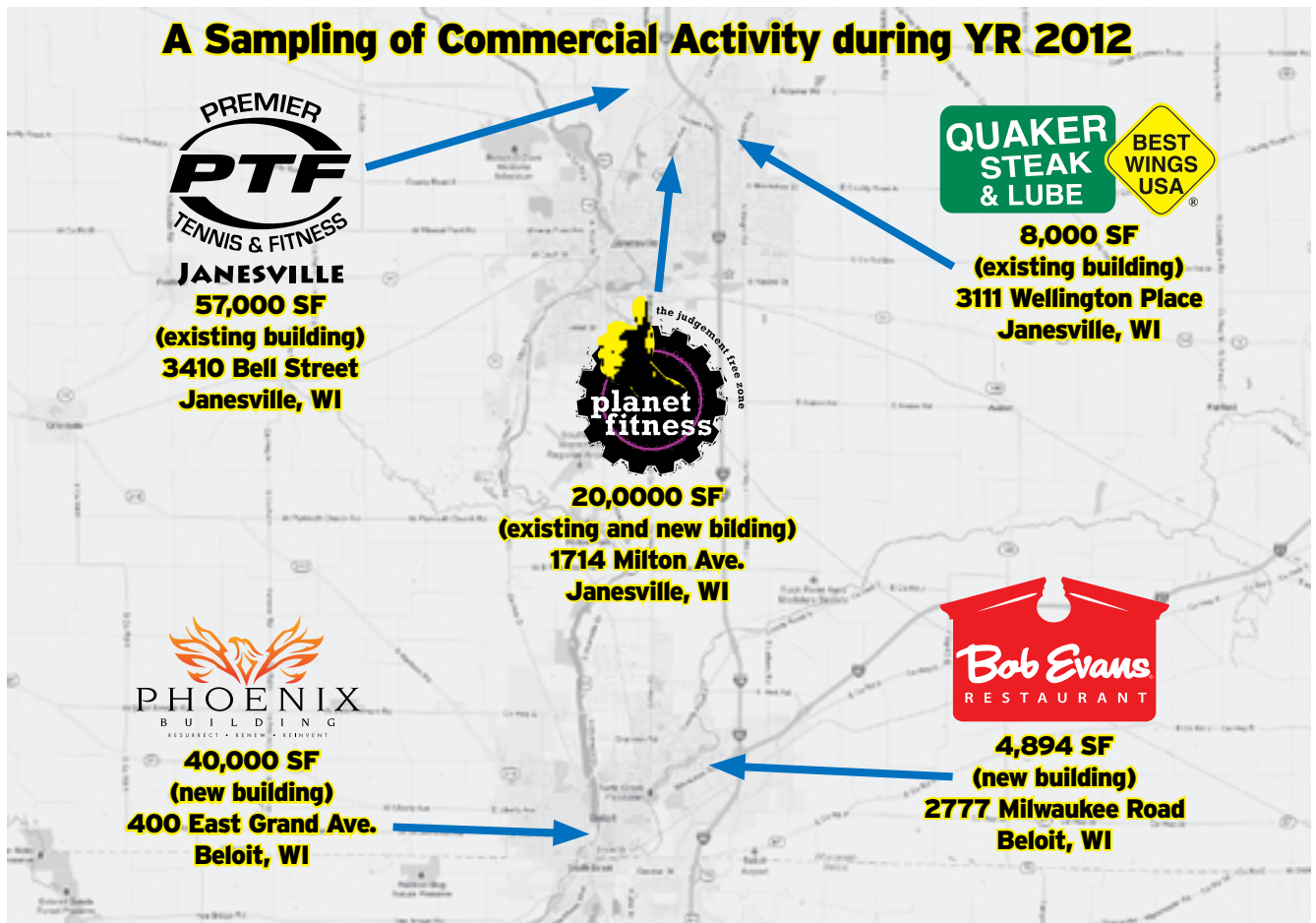


The Number of Electric Meters on the Grid continues to Rise

Data Source: Alliant Energy / WI Power & Light

Project Profile

A Sampling of Commercial Activity during YR 2012



Rock County
Wisconsin
DEVELOPMENT
ALLIANCE



For additional information visit:
RockCountyAlliance.com
608 • 757 • 5598