

ROCK READY INDEX

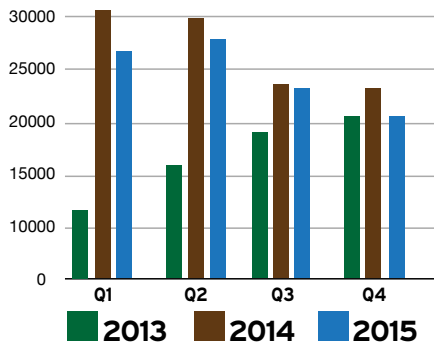


ECONOMIC DEVELOPMENT DASHBOARD REPORT FOR ROCK COUNTY, WISCONSIN

Q4 2015

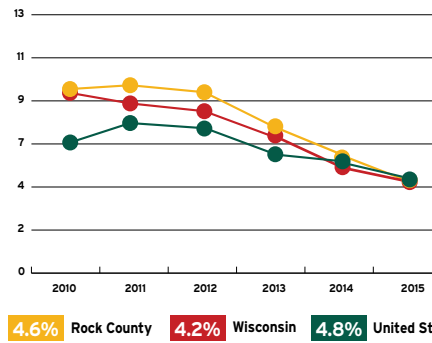
Workforce

Job Posting Activities



Data Source: SW WDB, WANTED Analytics

Annual Unemployment



4.6% Rock County 4.2% Wisconsin 4.8% United States

Data Source: Wisconsin Department of Workforce Development

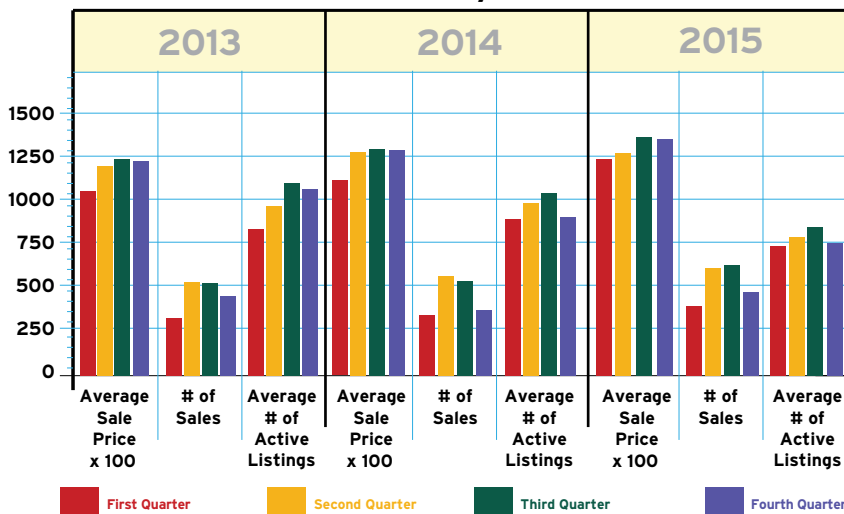
Steady Demand Fuels Postings



Lowest Levels in Nearly a Decade


Real Estate

Residential Market Activity



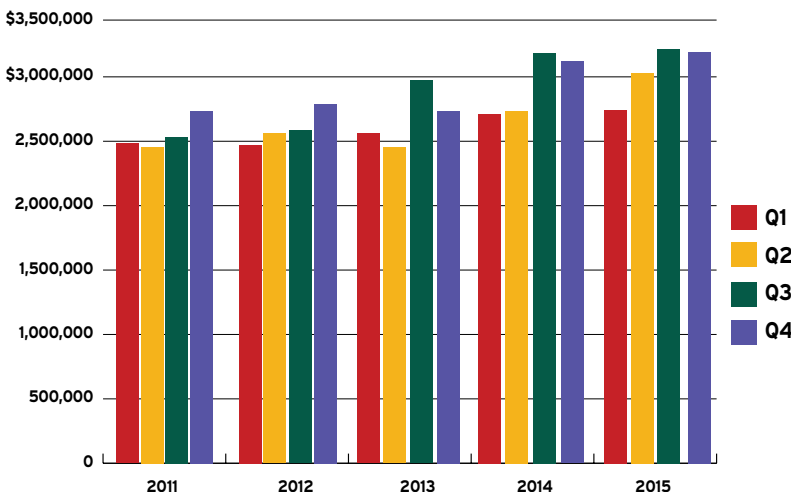
Data Source: South Central Wisconsin MLS Corporation

Strong Demand Drives Price Points & Transactions




Sales Activity

Rock County Sales & Use Tax Collections



Data Source: Wisconsin Department of Revenue

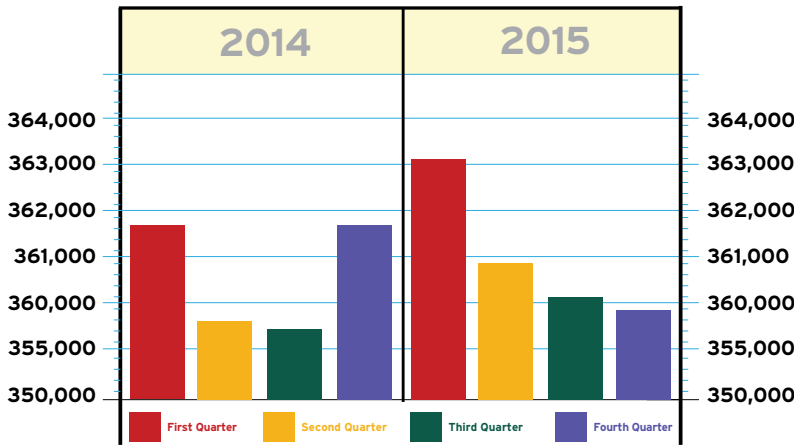
Collections Match Trend Line, Sets Year-End Record



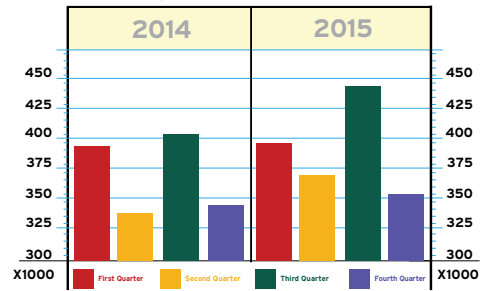
This information was collected from primary and secondary data sources deemed reliable. Please note that this information is subject to change without notice.

Meter & Usage Data

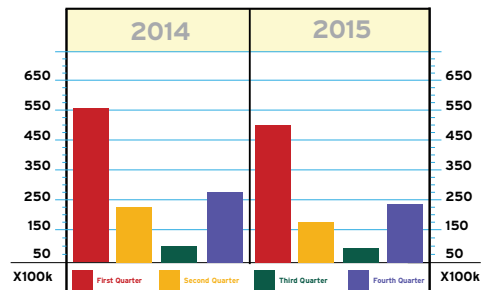
of Electric & Gas Meters



kWh Usage



Therms Usage



Consistent Growth Counterbalances Seasonal Impacts

Data Source: Alliant Energy / WI Power & Light

Project Profile

Here's a Sampling of the Economic Development Activity Announced During Q4 2015



- Air Charter & Maintenance Operation
- 36,720 SF New Construction
- \$37 Million (+/-) Investment
- Operational Q3 2016



- Online Coupon & Discount Aggregator
- Ironworks Expansion & Relocation
- 18,500 SF Lease
- Operational Q1 2016

IPM Foods, LLC

- Contract Food Manufacturer & Packager
- Expansion & Relocation
- 150,000 SF Lease
- Operational Q3 2016

DOLLAR GENERAL

- Retail Distribution Center
- 1,000,000 SF (+/-) New Construction
- \$75 Million (+/-) Investment
- Operational Q4 2016 / Q1 2017

St Mary's

- Oncology Treatment Center
- 8,750 SF New Construction
- \$10 Million Investment
- Operational Q3 2016

