

# ROCK READY INDEX

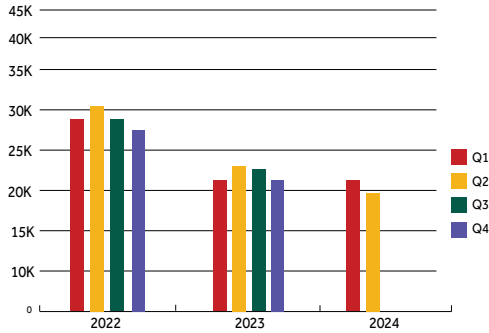


ECONOMIC DEVELOPMENT DASHBOARD REPORT FOR ROCK COUNTY, WISCONSIN

Q2 2024

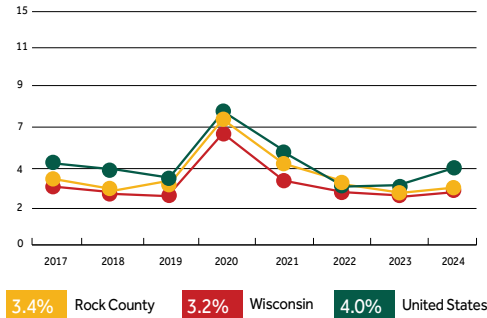
## Workforce

### Job Posting Activities



Data Source: SW WDB, EMSI

### Annual Unemployment



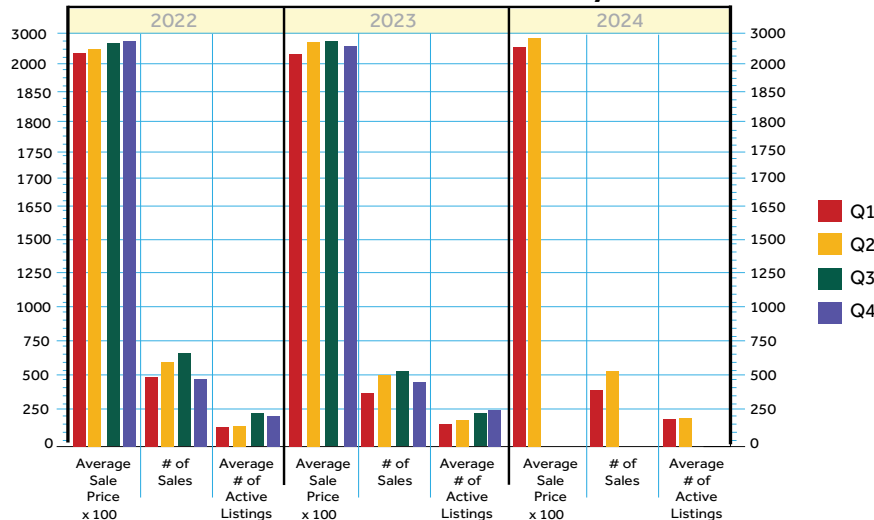
Data Source: Wisconsin Department of Workforce Development

**Rates Hold Steady**

### Moderate Demand Drives Postings

## Real Estate

### Residential Market Activity

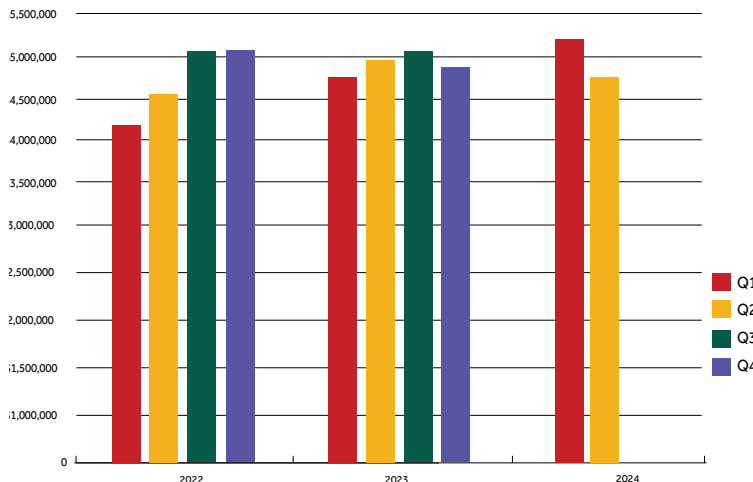


Data Source: South Central Wisconsin MLS Corporation

**All-Time Pricing Record**

## Sales Activity

### Rock County Sales & Use Tax Collections



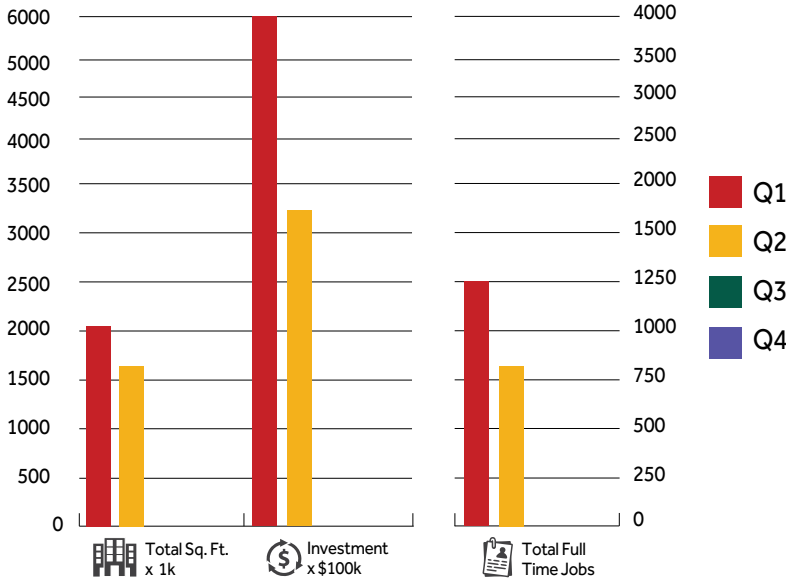
**Declining Collections Reflect Tepid Consumers**

Data Source: Wisconsin Department of Revenue

This information was collected from primary and secondary data sources deemed reliable. Please note that this information is subject to change without notice.

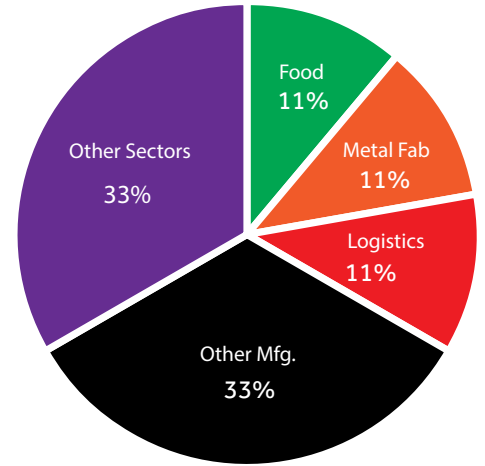
Economic Development Pipeline

## Real Estate, Investment & Employment Impacts



Source: RCDA ED Project Tracker, which provides an aggregate snapshot of the industrial/warehousing and select commercial development opportunities expressing an interest in SC WI, the Janesville-Beloit MSA and/or the Stateline area.

## Industry Sectors



## Fidgety Investors Pump the Brakes

Project Profile



### Global Power Systems & Engine OEM Opens Beloit Facility

A leader in the design, engineering and manufacturing of a broad range of advanced, emission-certified engines and power systems that services the energy, industrial and transportation end markets, opened its Beloit operation this spring. Power Solutions International (PSI) leased 2401 Stateline Road, which is a 105,000 SF building developed and owned by Hendricks Commercial Properties (HCP). This property represents one of two speculative industrial buildings in the City’s Stateline Business Park that were advanced during the last decade by HCP.

Headquartered in Chicagoland, PSI has a strong Midwest footprint with facilities in IL, MI and WI. Combined, these facilities employ more than 800 employees and represent over 800,000 SF. Globally, PSI’s presence is facilitated through its strategic relationship as a Member of the Weichai Group, which enables it to leverage 500 service centers in 55 countries.

PSI’s unique in-house design, prototyping, engineering and testing capacities allows it to customize clean, high-performance engines using a fuel agnostic strategy to run on a wide variety of fuels, including natural gas, propane, gasoline, diesel and biofuels.

The company’s products and systems represent standard powertrain applications that are commonly found in medium-duty trucks and buses throughout the North American and Asian markets. PSI also develops and delivers complete power systems that are used worldwide in stationary and mobile power generation to support standby, prime, demand response, microgrid, and co-generation power (CHP) applications. In addition, PSI’s industrial applications are common in forklifts, agricultural and turf, industrial sweepers, aerial lifts, irrigation pumps, ground support and other types of construction equipment. For additional company information, visit [psiengines.com](http://psiengines.com).

